



ERASPRAY ST PW POLYOL

Era Polymers Pty Ltd

Version No: 1.2

Safety Data Sheet according to WHS and ADG requirements

Chemwatch Hazard Alert Code: 3

Issue Date: 12/04/2018

Print Date: 15/01/2020

S.GHS.AUS.EN

SECTION 1 IDENTIFICATION OF THE SUBSTANCE / MIXTURE AND OF THE COMPANY / UNDERTAKING

Product Identifier

| | |
|----------------------|---|
| Product name | ERASPRAY ST PW POLYOL |
| Synonyms | Not Available |
| Proper shipping name | AMINES, LIQUID, CORROSIVE, N.O.S. or POLYAMINES, LIQUID, CORROSIVE, N.O.S. (contains bis(2-aminopropyl ether) propoxylated) |

Relevant identified uses of the substance or mixture and uses advised against

| | |
|--------------------------|-----------------------|
| Relevant identified uses | Polyurethane curative |
|--------------------------|-----------------------|

Details of the supplier of the safety data sheet

| | |
|-------------------------|--|
| Registered company name | Era Polymers Pty Ltd |
| Address | 2-4 Green Street, BANKSMEADOW NSW 2019 Australia |
| Telephone | +61 (0)2 9666 3788 |
| Fax | +61 (0)2 9666 4805 |
| Website | www.erapol.com.au |
| Email | erapol@erapol.com.au |

Emergency telephone number

| | |
|-----------------------------------|------------------------------|
| Association / Organisation | CHEMWATCH EMERGENCY RESPONSE |
| Emergency telephone numbers | +61 1800 951 288 |
| Other emergency telephone numbers | +61 2 9186 1132 |

Once connected and if the message is not in your preferred language then please dial 01

SECTION 2 HAZARDS IDENTIFICATION

Classification of the substance or mixture

HAZARDOUS CHEMICAL. DANGEROUS GOODS. According to the WHS Regulations and the ADG Code.

| | |
|--------------------|---|
| Poisons Schedule | S5 |
| Classification [1] | Acute Toxicity (Oral) Category 4, Skin Corrosion/Irritation Category 1C, Serious Eye Damage Category 1, Specific target organ toxicity - repeated exposure Category 2, Acute Aquatic Hazard Category 2, Chronic Aquatic Hazard Category 2 |
| Legend: | 1. Classified by Chemwatch; 2. Classification drawn from HCIS; 3. Classification drawn from Regulation (EU) No 1272/2008 - Annex VI |

Label elements

| | |
|---------------------|--|
| Hazard pictogram(s) | |
|---------------------|--|

| | |
|-------------|--------|
| SIGNAL WORD | DANGER |
|-------------|--------|

Hazard statement(s)

| | |
|------|--|
| H302 | Harmful if swallowed. |
| H314 | Causes severe skin burns and eye damage. |
| H373 | May cause damage to organs through prolonged or repeated exposure. |
| H411 | Toxic to aquatic life with long lasting effects. |

Continued...

ERASPRAY ST PW POLYOL

Precautionary statement(s) General

| | |
|------|---|
| P101 | If medical advice is needed, have product container or label at hand. |
| P102 | Keep out of reach of children. |
| P103 | Read label before use. |

Precautionary statement(s) Prevention

| | |
|------|--|
| P260 | Do not breathe mist/vapours/spray. |
| P280 | Wear protective gloves/protective clothing/eye protection/face protection. |
| P270 | Do not eat, drink or smoke when using this product. |
| P273 | Avoid release to the environment. |

Precautionary statement(s) Response

| | |
|----------------|--|
| P301+P330+P331 | IF SWALLOWED: Rinse mouth. Do NOT induce vomiting. |
| P303+P361+P353 | IF ON SKIN (or hair): Remove/Take off immediately all contaminated clothing. Rinse skin with water/shower. |
| P305+P351+P338 | IF IN EYES: Rinse cautiously with water for several minutes. Remove contact lenses, if present and easy to do. Continue rinsing. |
| P310 | Immediately call a POISON CENTER or doctor/physician. |
| P321 | Specific treatment (see advice on this label). |
| P363 | Wash contaminated clothing before reuse. |
| P391 | Collect spillage. |
| P301+P312 | IF SWALLOWED: Call a POISON CENTER or doctor/physician if you feel unwell. |
| P304+P340 | IF INHALED: Remove victim to fresh air and keep at rest in a position comfortable for breathing. |

Precautionary statement(s) Storage

| | |
|------|------------------|
| P405 | Store locked up. |
|------|------------------|

Precautionary statement(s) Disposal

| | |
|------|--|
| P501 | Dispose of contents/container to authorised hazardous or special waste collection point in accordance with any local regulation. |
|------|--|

SECTION 3 COMPOSITION / INFORMATION ON INGREDIENTS

Substances

See section below for composition of Mixtures

Mixtures

| CAS No | %[weight] | Name |
|---------------|-----------|---|
| 9046-10-0 | 30-60 | <u>bis(2-aminopropyl ether) propoxylated</u> |
| 68479-98-1 | 10-30 | <u>diethyltoluenediamine</u> |
| 41556-26-7 | <1 | <u>bis(1,2,2,6,6-pentamethyl-4-piperidyl)sebacate</u> |
| Not Available | to 100 | All other substances - non-hazardous |

SECTION 4 FIRST AID MEASURES

Description of first aid measures

| | |
|---------------------|---|
| Eye Contact | <p>If this product comes in contact with the eyes:</p> <ul style="list-style-type: none"> ▶ Immediately hold eyelids apart and flush the eye continuously with running water. ▶ Ensure complete irrigation of the eye by keeping eyelids apart and away from eye and moving the eyelids by occasionally lifting the upper and lower lids. ▶ Continue flushing until advised to stop by the Poisons Information Centre or a doctor, or for at least 15 minutes. ▶ Transport to hospital or doctor without delay. ▶ Removal of contact lenses after an eye injury should only be undertaken by skilled personnel. <p>For amines:</p> <ul style="list-style-type: none"> ▶ If liquid amines come in contact with the eyes, irrigate immediately and continuously with low pressure flowing water, preferably from an eye wash fountain, for 15 to 30 minutes. ▶ For more effective flushing of the eyes, use the fingers to spread apart and hold open the eyelids. The eyes should then be "rolled" or moved in all directions. ▶ Seek immediate medical attention, preferably from an ophthalmologist. |
| Skin Contact | <p>If skin or hair contact occurs:</p> <ul style="list-style-type: none"> ▶ Immediately flush body and clothes with large amounts of water, using safety shower if available. ▶ Quickly remove all contaminated clothing, including footwear. ▶ Wash skin and hair with running water. Continue flushing with water until advised to stop by the Poisons Information Centre. ▶ Transport to hospital, or doctor. <p>For amines:</p> <ul style="list-style-type: none"> ▶ In case of major exposure to liquid amine, promptly remove any contaminated clothing, including rings, watches, and shoe, preferably under a safety shower. ▶ Wash skin for 15 to 30 minutes with plenty of water and soap. Call a physician immediately. ▶ Remove and dry-clean or launder clothing soaked or soiled with this material before reuse. Dry cleaning of contaminated clothing may be |

ERASPRAY ST PW POLYOL

| | |
|------------|--|
| | <p>more effective than normal laundering.</p> <ul style="list-style-type: none"> ▶ Inform individuals responsible for cleaning of potential hazards associated with handling contaminated clothing. ▶ Discard contaminated leather articles such as shoes, belts, and watchbands. ▶ Note to Physician: Treat any skin burns as thermal burns. After decontamination, consider the use of cold packs and topical antibiotics. |
| Inhalation | <ul style="list-style-type: none"> ▶ If fumes or combustion products are inhaled remove from contaminated area. ▶ Lay patient down. Keep warm and rested. ▶ Prostheses such as false teeth, which may block airway, should be removed, where possible, prior to initiating first aid procedures. ▶ Apply artificial respiration if not breathing, preferably with a demand valve resuscitator, bag-valve mask device, or pocket mask as trained. Perform CPR if necessary. ▶ Transport to hospital, or doctor, without delay. <p>For amines:</p> <ul style="list-style-type: none"> ▶ All employees working in areas where contact with amine catalysts is possible should be thoroughly trained in the administration of appropriate first aid procedures. ▶ Experience has demonstrated that prompt administration of such aid can minimize the effects of accidental exposure. ▶ Promptly move the affected person away from the contaminated area to an area of fresh air. ▶ Keep the affected person calm and warm, but not hot. ▶ If breathing is difficult, oxygen may be administered by a qualified person. ▶ If breathing stops, give artificial respiration. Call a physician at once. |
| Ingestion | <ul style="list-style-type: none"> ▶ For advice, contact a Poisons Information Centre or a doctor at once. ▶ Urgent hospital treatment is likely to be needed. ▶ If swallowed do NOT induce vomiting. ▶ If vomiting occurs, lean patient forward or place on left side (head-down position, if possible) to maintain open airway and prevent aspiration. ▶ Observe the patient carefully. ▶ Never give liquid to a person showing signs of being sleepy or with reduced awareness; i.e. becoming unconscious. ▶ Give water to rinse out mouth, then provide liquid slowly and as much as casualty can comfortably drink. ▶ Transport to hospital or doctor without delay. <p>For amines:</p> <ul style="list-style-type: none"> ▶ If liquid amine are ingested, have the affected person drink several glasses of water or milk. ▶ Do not induce vomiting. ▶ Immediately transport to a medical facility and inform medical personnel about the nature of the exposure. The decision of whether to induce vomiting should be made by an attending physician. |

Indication of any immediate medical attention and special treatment needed

The material may induce methaemoglobinaemia following exposure.

- ▶ Initial attention should be directed at oxygen delivery and assisted ventilation if necessary. Hyperbaric oxygen has not demonstrated substantial benefits.
- ▶ Hypotension should respond to Trendelenburg's position and intravenous fluids; otherwise dopamine may be needed.
- ▶ Symptomatic patients with methaemoglobin levels over 30% should receive methylene blue. (Cyanosis, alone, is not an indication for treatment). The usual dose is 1-2 mg/kg of a 1% solution (10 mg/ml) IV over 50 minutes; repeat, using the same dose, if symptoms of hypoxia fail to subside within 1 hour.
- ▶ Thorough cleansing of the entire contaminated area of the body, including the scalp and nails, is of utmost importance.

BIOLOGICAL EXPOSURE INDEX - BEI

These represent the determinants observed in specimens collected from a healthy worker exposed at the Exposure Standard (ES or TLV):

| Determinant | Index | Sampling Time | Comment |
|----------------------------|---------------------|------------------------|-----------|
| 1. Methaemoglobin in blood | 1.5% of haemoglobin | During or end of shift | B, NS, SQ |

B: Background levels occur in specimens collected from subjects **NOT** exposed

NS: Non-specific determinant; also observed after exposure to other materials

SQ: Semi-quantitative determinant - Interpretation may be ambiguous; should be used as a screening test or confirmatory test.

For acute or short-term repeated exposures to highly alkaline materials:

- ▶ Respiratory stress is uncommon but present occasionally because of soft tissue edema.
- ▶ Unless endotracheal intubation can be accomplished under direct vision, cricothyroidotomy or tracheotomy may be necessary.
- ▶ Oxygen is given as indicated.
- ▶ The presence of shock suggests perforation and mandates an intravenous line and fluid administration.
- ▶ Damage due to alkaline corrosives occurs by liquefaction necrosis whereby the saponification of fats and solubilisation of proteins allow deep penetration into the tissue.

Alkalis continue to cause damage after exposure.

INGESTION:

- ▶ Milk and water are the preferred diluents

No more than 2 glasses of water should be given to an adult.

- ▶ Neutralising agents should never be given since exothermic heat reaction may compound injury.

* Catharsis and emesis are absolutely contra-indicated.

* Activated charcoal does not absorb alkali.

* Gastric lavage should not be used.

Supportive care involves the following:

- ▶ Withhold oral feedings initially.
- ▶ If endoscopy confirms transmucosal injury start steroids only within the first 48 hours.
- ▶ Carefully evaluate the amount of tissue necrosis before assessing the need for surgical intervention.
- ▶ Patients should be instructed to seek medical attention whenever they develop difficulty in swallowing (dysphagia).

SKIN AND EYE:

- ▶ Injury should be irrigated for 20-30 minutes.

Eye injuries require saline. [Ellenhorn & Barceloux: Medical Toxicology]

For amines:

- ▶ Certain amines may cause injury to the respiratory tract and lungs if aspirated. Also, such products may cause tissue destruction leading to stricture. If lavage is performed, endotracheal and/or esophagosopic control is suggested.
- ▶ No specific antidote is known.
- ▶ Care should be supportive and treatment based on the judgment of the physician in response to the reaction of the patient.

Laboratory animal studies have shown that a few amines are suspected of causing depletion of certain white blood cells and their precursors in lymphoid tissue. These effects may be due to an immunosuppressive mechanism.

Some persons with hyperreactive airways (e.g., asthmatic persons) may experience wheezing attacks (bronchospasm) when exposed to airway irritants.

Lung injury may result following a single massive overexposure to high vapour concentrations or multiple exposures to lower concentrations of any pulmonary irritant material.

Health effects of amines, such as skin irritation and transient corneal edema ("blue haze," "halo effect," "glaucompsia"), are best prevented by means of formal worker education, industrial hygiene monitoring, and exposure control methods. Persons who are highly sensitive to the triggering effect of non-specific irritants should not be assigned to jobs in which such agents are used, handled, or manufactured.

Medical surveillance programs should consist of a pre-placement evaluation to determine if workers or applicants have any impairments (e.g., hyperreactive airways or bronchial asthma) that would limit their fitness for work in jobs with potential for exposure to amines. A clinical baseline can be established at the time of this evaluation.

Periodic medical evaluations can have significant value in the early detection of disease and in providing an opportunity for health counseling.

Medical personnel conducting medical surveillance of individuals potentially exposed to polyurethane amine catalysts should consider the following:

- ▶ Health history, with emphasis on the respiratory system and history of infections

Continued...

ERASPRAY ST PW POLYOL

- ▶ Physical examination, with emphasis on the respiratory system and the lymphoreticular organs (lymph nodes, spleen, etc.)
- ▶ Lung function tests, pre- and post-bronchodilator if indicated
- ▶ Total and differential white blood cell count
- ▶ Serum protein electrophoresis

Persons who are concurrently exposed to isocyanates also should be kept under medical surveillance.

Pre-existing medical conditions generally aggravated by exposure include skin disorders and allergies, chronic respiratory disease (e.g. bronchitis, asthma, emphysema), liver disorders, kidney disease, and eye disease.

Broadly speaking, exposure to amines, as characterised by amine catalysts, may cause effects similar to those caused by exposure to ammonia. As such, amines should be considered potentially injurious to any tissue that is directly contacted.

Inhalation of aerosol mists or vapors, especially of heated product, can result in chemical pneumonitis, pulmonary edema, laryngeal edema, and delayed scarring of the airway or other affected organs. There is no specific treatment.

Clinical management is based upon supportive treatment, similar to that for thermal burns.

Persons with major skin contact should be maintained under medical observation for at least 24 hours due to the possibility of delayed reactions.

Polyurethane Amine Catalysts: Guidelines for Safe Handling and Disposal Technical Bulletin June 2000

Alliance for Polyurethanes Industry

SECTION 5 FIREFIGHTING MEASURES

Extinguishing media

- ▶ Foam.
- ▶ Dry chemical powder.
- ▶ BCF (where regulations permit).
- ▶ Carbon dioxide.
- ▶ Water spray or fog - Large fires only.

Special hazards arising from the substrate or mixture

| | |
|-----------------------------|--|
| Fire Incompatibility | ▶ Avoid contamination with oxidising agents i.e. nitrates, oxidising acids, chlorine bleaches, pool chlorine etc. as ignition may result |
|-----------------------------|--|

Advice for firefighters

| | |
|------------------------------|---|
| Fire Fighting | <ul style="list-style-type: none"> ▶ Alert Fire Brigade and tell them location and nature of hazard. ▶ Wear full body protective clothing with breathing apparatus. ▶ Prevent, by any means available, spillage from entering drains or water course. ▶ Use fire fighting procedures suitable for surrounding area. ▶ Do not approach containers suspected to be hot. ▶ Cool fire exposed containers with water spray from a protected location. ▶ If safe to do so, remove containers from path of fire. ▶ Equipment should be thoroughly decontaminated after use. <p>For amines:</p> <ul style="list-style-type: none"> ▶ For firefighting, cleaning up large spills, and other emergency operations, workers must wear a self-contained breathing apparatus with full face-piece, operated in a pressure-demand mode. ▶ Airline and air purifying respirators should not be worn for firefighting or other emergency or upset conditions. ▶ Respirators should be used in conjunction with a respiratory protection program, which would include suitable fit testing and medical evaluation of the user. |
| Fire/Explosion Hazard | <ul style="list-style-type: none"> ▶ Combustible. ▶ Slight fire hazard when exposed to heat or flame. ▶ Heating may cause expansion or decomposition leading to violent rupture of containers. ▶ On combustion, may emit toxic fumes of carbon monoxide (CO). ▶ May emit acrid smoke. ▶ Mists containing combustible materials may be explosive. <p>Combustion products include: carbon dioxide (CO₂) nitrogen oxides (NO_x) other pyrolysis products typical of burning organic material.</p> <p>Contains low boiling substance: Closed containers may rupture due to pressure buildup under fire conditions. May emit poisonous fumes.</p> |
| HAZCHEM | 2X |

SECTION 6 ACCIDENTAL RELEASE MEASURES

Personal precautions, protective equipment and emergency procedures

See section 8

Environmental precautions

See section 12

Methods and material for containment and cleaning up

| | |
|---------------------|---|
| Minor Spills | <ul style="list-style-type: none"> ▶ Remove all ignition sources. ▶ Clean up all spills immediately. ▶ Avoid breathing vapours and contact with skin and eyes. ▶ Control personal contact with the substance, by using protective equipment. ▶ Contain and absorb spill with sand, earth, inert material or vermiculite. ▶ Wipe up. ▶ Place in a suitable, labelled container for waste disposal. <p>for amines:</p> <ul style="list-style-type: none"> ▶ If possible (i.e., without risk of contact or exposure), stop the leak. ▶ Contain the spilled material by diking, then neutralize. ▶ Next, absorb the neutralized product with clay, sawdust, vermiculite, or other inert absorbent and shovel into containers. |
|---------------------|---|

ERASPRAY ST PW POLYOL

| | |
|--------------|---|
| | <ul style="list-style-type: none"> ▶ Store the containers outdoors. ▶ Brooms and mops should be disposed of, along with any remaining absorbent, in accordance with all applicable federal, state, and local regulations and requirements. ▶ Decontamination of floors and other hard surfaces after the spilled material has been removed may be accomplished by using a 5% solution of acetic acid, followed by very hot water ▶ Dispose of the material in full accordance with all federal, state, and local laws and regulations governing the disposal of chemical wastes. ▶ Waste materials from an amine catalyst spill or leak may be "hazardous wastes" that are regulated under various laws. |
| Major Spills | <ul style="list-style-type: none"> ▶ Clear area of personnel and move upwind. ▶ Alert Fire Brigade and tell them location and nature of hazard. ▶ Wear full body protective clothing with breathing apparatus. ▶ Prevent, by any means available, spillage from entering drains or water course. ▶ Stop leak if safe to do so. ▶ Contain spill with sand, earth or vermiculite. ▶ Collect recoverable product into labelled containers for recycling. ▶ Neutralise/decontaminate residue (see Section 13 for specific agent). ▶ Collect solid residues and seal in labelled drums for disposal. ▶ Wash area and prevent runoff into drains. ▶ After clean up operations, decontaminate and launder all protective clothing and equipment before storing and re-using. ▶ If contamination of drains or waterways occurs, advise emergency services. <p>For amines:</p> <ul style="list-style-type: none"> ▶ First remove all ignition sources from the spill area. ▶ Have firefighting equipment nearby, and have firefighting personnel fully trained in the proper use of the equipment and in the procedures used in fighting a chemical fire. ▶ Spills and leaks of polyurethane amine catalysts should be contained by diking, if necessary, and cleaned up only by properly trained and equipped personnel. All others should promptly leave the contaminated area and stay upwind. ▶ Protective equipment for cleanup crews should include appropriate respiratory protective devices and impervious clothing, footwear, and gloves. ▶ All work areas should be equipped with safety showers and eyewash fountains in good working order. ▶ Any material spilled or splashed onto the skin should be quickly washed off. ▶ Spills or releases may need to be reported to federal, state, and local authorities. This reporting contingency should be a part of a site's emergency response plan. ▶ Protective equipment should be used during emergency situations whenever there is a likelihood of exposure to liquid amines or to excessive concentrations of amine vapor. "Emergency" may be defined as any occurrence, such as, but not limited to, equipment failure, rupture of containers, or failure of control equipment that results in an uncontrolled release of amine liquid or vapor. ▶ Emergency protective equipment should include: <ul style="list-style-type: none"> ▶ • Self-contained breathing apparatus, with full face-piece, operated in positive pressure or pressure-demand mode. ▶ • Rubber gloves ▶ • Long-sleeve coveralls or impervious full body suit ▶ • Head protection, such as a hood, made of material(s) providing protection against amine catalysts ▶ Firefighting personnel and other on-site Emergency Responders should be fully trained in Chemical Emergency Procedures. However back-up from local authorities should be sought |

Personal Protective Equipment advice is contained in Section 8 of the SDS.

SECTION 7 HANDLING AND STORAGE

Precautions for safe handling

| | |
|-------------------|---|
| Safe handling | <p>Contains low boiling substance: Storage in sealed containers may result in pressure buildup causing violent rupture of containers not rated appropriately.</p> <ul style="list-style-type: none"> ▶ Check for bulging containers. ▶ Vent periodically ▶ Always release caps or seals slowly to ensure slow dissipation of vapours ▶ DO NOT allow clothing wet with material to stay in contact with skin |
| Other information | <ul style="list-style-type: none"> ▶ Store in original containers. ▶ Keep containers securely sealed. ▶ Store in a cool, dry, well-ventilated area. ▶ Store away from incompatible materials and foodstuff containers. ▶ Protect containers against physical damage and check regularly for leaks. ▶ Observe manufacturer's storage and handling recommendations contained within this SDS. |

Conditions for safe storage, including any incompatibilities

| | |
|--------------------|---|
| Suitable container | <ul style="list-style-type: none"> ▶ Lined metal can, lined metal pail/ can. ▶ Plastic pail. ▶ Polyliner drum. ▶ Packing as recommended by manufacturer. ▶ Check all containers are clearly labelled and free from leaks. <p>For low viscosity materials</p> <ul style="list-style-type: none"> ▶ Drums and jerricans must be of the non-removable head type. ▶ Where a can is to be used as an inner package, the can must have a screwed enclosure. <p>For materials with a viscosity of at least 2680 cSt. (23 deg. C) and solids (between 15 C deg. and 40 deg C.):</p> <ul style="list-style-type: none"> ▶ Removable head packaging; ▶ Cans with friction closures and ▶ low pressure tubes and cartridges <p>may be used.</p> <p>-</p> <p>Where combination packages are used, and the inner packages are of glass, there must be sufficient inert cushioning material in contact with inner and outer packages *.</p> <p>-</p> <p>In addition, where inner packagings are glass and contain liquids of packing group I and II there must be sufficient inert absorbent to absorb any spillage *.</p> <p>-</p> |
|--------------------|---|

ERASPRAY ST PW POLYOL

| | |
|--------------------------------|---|
| | <p>* unless the outer packaging is a close fitting moulded plastic box and the substances are not incompatible with the plastic.</p> <p>All inner and sole packagings for substances that have been assigned to Packaging Groups I or II on the basis of inhalation toxicity criteria, must be hermetically sealed.</p> |
| Storage incompatibility | <ul style="list-style-type: none"> ▶ Many arylamines (aromatic amines such as aniline, N-ethylaniline, o-toluidine, xylydine etc. and their mixtures) are hypergolic (ignite spontaneously) with red fuming nitric acid. When the amines are dissolved in triethylamine, ignition occurs at -60 deg. C. or less. ▶ Various metal oxides and their salts may promote ignition of amine-red fuming nitric acid systems. Soluble materials such as copper(I) oxide, ammonium metavanadate are effective; insoluble materials such as copper(II) oxide, iron(II) oxide, potassium dichromate are also effective. ▶ Avoid oxidising agents, acids, acid chlorides, acid anhydrides, chloroformates. ▶ Avoid contact with copper, aluminium and their alloys. |

SECTION 8 EXPOSURE CONTROLS / PERSONAL PROTECTION

Control parameters

OCCUPATIONAL EXPOSURE LIMITS (OEL)

INGREDIENT DATA

Not Available

EMERGENCY LIMITS

| Ingredient | Material name | TEEL-1 | TEEL-2 | TEEL-3 |
|--|---|------------------------|---------------------|----------------------|
| bis(2-aminopropyl ether) propoxylated | Polyoxyalkyleneamine; (Poly(oxypropylene)diamine) | 0.73 mg/m ³ | 8 mg/m ³ | 48 mg/m ³ |
| Ingredient | Original IDLH | Revised IDLH | | |
| bis(2-aminopropyl ether) propoxylated | Not Available | Not Available | | |
| diethyltoluenediamine | Not Available | Not Available | | |
| bis(1,2,2,6,6-pentamethyl-4-piperidyl)sebacate | Not Available | Not Available | | |

OCCUPATIONAL EXPOSURE BANDING

| Ingredient | Occupational Exposure Band Rating | Occupational Exposure Band Limit |
|--|-----------------------------------|-------------------------------------|
| bis(2-aminopropyl ether) propoxylated | C | > 1 to ≤ 10 parts per million (ppm) |
| diethyltoluenediamine | E | ≤ 0.1 ppm |
| bis(1,2,2,6,6-pentamethyl-4-piperidyl)sebacate | D | > 0.1 to ≤ 1 ppm |


Notes: Occupational exposure banding is a process of assigning chemicals into specific categories or bands based on a chemical's potency and the adverse health outcomes associated with exposure. The output of this process is an occupational exposure band (OEB), which corresponds to a range of exposure concentrations that are expected to protect worker health.

Exposure controls

| Appropriate engineering controls | <p>Engineering controls are used to remove a hazard or place a barrier between the worker and the hazard. Well-designed engineering controls can be highly effective in protecting workers and will typically be independent of worker interactions to provide this high level of protection. The basic types of engineering controls are:</p> <p>Process controls which involve changing the way a job activity or process is done to reduce the risk.</p> <p>Enclosure and/or isolation of emission source which keeps a selected hazard 'physically' away from the worker and ventilation that strategically 'adds' and 'removes' air in the work environment. Ventilation can remove or dilute an air contaminant if designed properly. The design of a ventilation system must match the particular process and chemical or contaminant in use.</p> <p>Employers may need to use multiple types of controls to prevent employee overexposure.</p> <p>Local exhaust ventilation usually required. If risk of overexposure exists, wear approved respirator. Correct fit is essential to obtain adequate protection. Supplied-air type respirator may be required in special circumstances. Correct fit is essential to ensure adequate protection. An approved self contained breathing apparatus (SCBA) may be required in some situations.</p> <p>Provide adequate ventilation in warehouse or closed storage area. Air contaminants generated in the workplace possess varying 'escape' velocities which, in turn, determine the 'capture velocities' of fresh circulating air required to effectively remove the contaminant.</p> | | | | | | | | | | | | | | | | | |
|---|---|----------------------|------------|--|------------------------------|---|----------------------------|--|----------------------------|--|------------------------------|------------------------|------------------------|---|---------------------------------|--|----------------------------------|----------------------------------|
| | <table border="1"> <thead> <tr> <th>Type of Contaminant:</th> <th>Air Speed:</th> </tr> </thead> <tbody> <tr> <td>solvent, vapours, degreasing etc., evaporating from tank (in still air).</td> <td>0.25-0.5 m/s (50-100 f/min.)</td> </tr> <tr> <td>aerosols, fumes from pouring operations, intermittent container filling, low speed conveyer transfers, welding, spray drift, plating acid fumes, pickling (released at low velocity into zone of active generation)</td> <td>0.5-1 m/s (100-200 f/min.)</td> </tr> <tr> <td>direct spray, spray painting in shallow booths, drum filling, conveyer loading, crusher dusts, gas discharge (active generation into zone of rapid air motion)</td> <td>1-2.5 m/s (200-500 f/min.)</td> </tr> <tr> <td>grinding, abrasive blasting, tumbling, high speed wheel generated dusts (released at high initial velocity into zone of very high rapid air motion).</td> <td>2.5-10 m/s (500-2000 f/min.)</td> </tr> </tbody> </table> <p>Within each range the appropriate value depends on:</p> <table border="1"> <thead> <tr> <th>Lower end of the range</th> <th>Upper end of the range</th> </tr> </thead> <tbody> <tr> <td>1: Room air currents minimal or favourable to capture</td> <td>1: Disturbing room air currents</td> </tr> <tr> <td>2: Contaminants of low toxicity or of nuisance value only.</td> <td>2: Contaminants of high toxicity</td> </tr> <tr> <td>3: Intermittent, low production.</td> <td>3: High production, heavy use</td> </tr> </tbody> </table> | Type of Contaminant: | Air Speed: | solvent, vapours, degreasing etc., evaporating from tank (in still air). | 0.25-0.5 m/s (50-100 f/min.) | aerosols, fumes from pouring operations, intermittent container filling, low speed conveyer transfers, welding, spray drift, plating acid fumes, pickling (released at low velocity into zone of active generation) | 0.5-1 m/s (100-200 f/min.) | direct spray, spray painting in shallow booths, drum filling, conveyer loading, crusher dusts, gas discharge (active generation into zone of rapid air motion) | 1-2.5 m/s (200-500 f/min.) | grinding, abrasive blasting, tumbling, high speed wheel generated dusts (released at high initial velocity into zone of very high rapid air motion). | 2.5-10 m/s (500-2000 f/min.) | Lower end of the range | Upper end of the range | 1: Room air currents minimal or favourable to capture | 1: Disturbing room air currents | 2: Contaminants of low toxicity or of nuisance value only. | 2: Contaminants of high toxicity | 3: Intermittent, low production. |
| Type of Contaminant: | Air Speed: | | | | | | | | | | | | | | | | | |
| solvent, vapours, degreasing etc., evaporating from tank (in still air). | 0.25-0.5 m/s (50-100 f/min.) | | | | | | | | | | | | | | | | | |
| aerosols, fumes from pouring operations, intermittent container filling, low speed conveyer transfers, welding, spray drift, plating acid fumes, pickling (released at low velocity into zone of active generation) | 0.5-1 m/s (100-200 f/min.) | | | | | | | | | | | | | | | | | |
| direct spray, spray painting in shallow booths, drum filling, conveyer loading, crusher dusts, gas discharge (active generation into zone of rapid air motion) | 1-2.5 m/s (200-500 f/min.) | | | | | | | | | | | | | | | | | |
| grinding, abrasive blasting, tumbling, high speed wheel generated dusts (released at high initial velocity into zone of very high rapid air motion). | 2.5-10 m/s (500-2000 f/min.) | | | | | | | | | | | | | | | | | |
| Lower end of the range | Upper end of the range | | | | | | | | | | | | | | | | | |
| 1: Room air currents minimal or favourable to capture | 1: Disturbing room air currents | | | | | | | | | | | | | | | | | |
| 2: Contaminants of low toxicity or of nuisance value only. | 2: Contaminants of high toxicity | | | | | | | | | | | | | | | | | |
| 3: Intermittent, low production. | 3: High production, heavy use | | | | | | | | | | | | | | | | | |

Continued...

ERASPRAY ST PW POLYOL

| | | |
|-------------------------|--|----------------------------------|
| | 4: Large hood or large air mass in motion | 4: Small hood-local control only |
| | <p>Simple theory shows that air velocity falls rapidly with distance away from the opening of a simple extraction pipe. Velocity generally decreases with the square of distance from the extraction point (in simple cases). Therefore the air speed at the extraction point should be adjusted, accordingly, after reference to distance from the contaminating source. The air velocity at the extraction fan, for example, should be a minimum of 1-2 m/s (200-400 f/min) for extraction of solvents generated in a tank 2 meters distant from the extraction point. Other mechanical considerations, producing performance deficits within the extraction apparatus, make it essential that theoretical air velocities are multiplied by factors of 10 or more when extraction systems are installed or used.</p> | |
| Personal protection |  | |
| Eye and face protection | <ul style="list-style-type: none"> ▶ Chemical goggles. ▶ Full face shield may be required for supplementary but never for primary protection of eyes. ▶ Contact lenses may pose a special hazard; soft contact lenses may absorb and concentrate irritants. A written policy document, describing the wearing of lenses or restrictions on use, should be created for each workplace or task. This should include a review of lens absorption and adsorption for the class of chemicals in use and an account of injury experience. Medical and first-aid personnel should be trained in their removal and suitable equipment should be readily available. In the event of chemical exposure, begin eye irrigation immediately and remove contact lens as soon as practicable. Lens should be removed at the first signs of eye redness or irritation - lens should be removed in a clean environment only after workers have washed hands thoroughly. [CDC NIOSH Current Intelligence Bulletin 59], [AS/NZS 1336 or national equivalent] <p>For amines: SPECIAL PRECAUTION:</p> <ul style="list-style-type: none"> ▶ Because amines are alkaline materials that can cause rapid and severe tissue damage, wearing of contact lenses while working with amines is strongly discouraged. Wearing such lenses can prolong contact of the eye tissue with the amine, thereby causing more severe damage. ▶ Appropriate eye protection should be worn whenever amines are handled or whenever there is any possibility of direct contact with liquid products, vapors, or aerosol mists. <p>CAUTION:</p> <ul style="list-style-type: none"> ▶ Ordinary safety glasses or face-shields will not prevent eye irritation from high concentrations of vapour. ▶ In operations where positive-pressure, air-supplied breathing apparatus is not required, all persons handling liquid amine catalysts or other polyurethane components in open containers should wear chemical workers safety goggles. ▶ Eyewash fountains should be installed, and kept in good working order, wherever amines are used. | |
| Skin protection | See Hand protection below | |
| Hands/feet protection | <ul style="list-style-type: none"> ▶ Wear chemical protective gloves, e.g. PVC. ▶ Wear safety footwear or safety gumboots, e.g. Rubber ▶ When handling corrosive liquids, wear trousers or overalls outside of boots, to avoid spills entering boots. <p>NOTE:</p> <ul style="list-style-type: none"> ▶ The material may produce skin sensitisation in predisposed individuals. Care must be taken, when removing gloves and other protective equipment, to avoid all possible skin contact. ▶ Contaminated leather items, such as shoes, belts and watch-bands should be removed and destroyed. <p>The selection of suitable gloves does not only depend on the material, but also on further marks of quality which vary from manufacturer to manufacturer. Where the chemical is a preparation of several substances, the resistance of the glove material can not be calculated in advance and has therefore to be checked prior to the application.</p> <p>The exact break through time for substances has to be obtained from the manufacturer of the protective gloves and has to be observed when making a final choice.</p> <p>Personal hygiene is a key element of effective hand care. Gloves must only be worn on clean hands. After using gloves, hands should be washed and dried thoroughly. Application of a non-perfumed moisturiser is recommended.</p> <p>Suitability and durability of glove type is dependent on usage. Important factors in the selection of gloves include:</p> <ul style="list-style-type: none"> - frequency and duration of contact, - chemical resistance of glove material, - glove thickness and - dexterity <p>Select gloves tested to a relevant standard (e.g. Europe EN 374, US F739, AS/NZS 2161.1 or national equivalent).</p> <ul style="list-style-type: none"> - When prolonged or frequently repeated contact may occur, a glove with a protection class of 5 or higher (breakthrough time greater than 240 minutes according to EN 374, AS/NZS 2161.10.1 or national equivalent) is recommended. - When only brief contact is expected, a glove with a protection class of 3 or higher (breakthrough time greater than 60 minutes according to EN 374, AS/NZS 2161.10.1 or national equivalent) is recommended. - Some glove polymer types are less affected by movement and this should be taken into account when considering gloves for long-term use. - Contaminated gloves should be replaced. <p>As defined in ASTM F-739-96 in any application, gloves are rated as:</p> <ul style="list-style-type: none"> - Excellent when breakthrough time > 480 min - Good when breakthrough time > 20 min - Fair when breakthrough time < 20 min - Poor when glove material degrades <p>For general applications, gloves with a thickness typically greater than 0.35 mm, are recommended.</p> <p>It should be emphasised that glove thickness is not necessarily a good predictor of glove resistance to a specific chemical, as the permeation efficiency of the glove will be dependent on the exact composition of the glove material. Therefore, glove selection should also be based on consideration of the task requirements and knowledge of breakthrough times.</p> <p>Glove thickness may also vary depending on the glove manufacturer, the glove type and the glove model. Therefore, the manufacturers' technical data should always be taken into account to ensure selection of the most appropriate glove for the task.</p> <p>Note: Depending on the activity being conducted, gloves of varying thickness may be required for specific tasks. For example:</p> <ul style="list-style-type: none"> - Thinner gloves (down to 0.1 mm or less) may be required where a high degree of manual dexterity is needed. However, these gloves are only likely to give short duration protection and would normally be just for single use applications, then disposed of. - Thicker gloves (up to 3 mm or more) may be required where there is a mechanical (as well as a chemical) risk i.e. where there is abrasion or puncture potential <p>Gloves must only be worn on clean hands. After using gloves, hands should be washed and dried thoroughly. Application of a non-perfumed moisturiser is recommended.</p> <p>For amines:</p> <ul style="list-style-type: none"> ▶ Gloves must only be worn on clean hands. After using gloves, hands should be washed and dried thoroughly. ▶ Application of a non-perfumed moisturiser is recommended ▶ Where there is a possibility of exposure to liquid amines skin protection should include: rubber gloves, (neoprene, nitrile, or butyl). | |

ERASPRAY ST PW POLYOL

| | |
|-------------------------|---|
| | ▶ DO NOT USE latex. |
| Body protection | See Other protection below |
| Other protection | <ul style="list-style-type: none"> ▶ Overalls. ▶ Eyewash unit. ▶ Barrier cream. ▶ Skin cleansing cream. |

Respiratory protection

Type K-P Filter of sufficient capacity. (AS/NZS 1716 & 1715, EN 143:2000 & 149:2001, ANSI Z88 or national equivalent)

Selection of the Class and Type of respirator will depend upon the level of breathing zone contaminant and the chemical nature of the contaminant. Protection Factors (defined as the ratio of contaminant outside and inside the mask) may also be important.

| Required minimum protection factor | Maximum gas/vapour concentration present in air p.p.m. (by volume) | Half-face Respirator | Full-Face Respirator |
|------------------------------------|--|----------------------|----------------------|
| up to 10 | 1000 | K-AUS / Class1 P2 | - |
| up to 50 | 1000 | - | K-AUS / Class 1 P2 |
| up to 50 | 5000 | Airline * | - |
| up to 100 | 5000 | - | K-2 P2 |
| up to 100 | 10000 | - | K-3 P2 |
| 100+ | | | Airline** |

* - Continuous Flow ** - Continuous-flow or positive pressure demand

A(All classes) = Organic vapours, B AUS or B1 = Acid gasses, B2 = Acid gas or hydrogen cyanide(HCN), B3 = Acid gas or hydrogen cyanide(HCN), E = Sulfur dioxide(SO₂), G = Agricultural chemicals, K = Ammonia(NH₃), Hg = Mercury, NO = Oxides of nitrogen, MB = Methyl bromide, AX = Low boiling point organic compounds(below 65 degC)

- ▶ Cartridge respirators should never be used for emergency ingress or in areas of unknown vapour concentrations or oxygen content.
- ▶ The wearer must be warned to leave the contaminated area immediately on detecting any odours through the respirator. The odour may indicate that the mask is not functioning properly, that the vapour concentration is too high, or that the mask is not properly fitted. Because of these limitations, only restricted use of cartridge respirators is considered appropriate.
- ▶ Cartridge performance is affected by humidity. Cartridges should be changed after 2 hr of continuous use unless it is determined that the humidity is less than 75%, in which case, cartridges can be used for 4 hr. Used cartridges should be discarded daily, regardless of the length of time used

Where engineering controls are not feasible and work practices do not reduce airborne amine concentrations below recommended exposure limits, appropriate respiratory protection should be used. In such cases, air-purifying respirators equipped with cartridges designed to protect against amines are recommended.

SECTION 9 PHYSICAL AND CHEMICAL PROPERTIES**Information on basic physical and chemical properties**

| | | | |
|---|---------------|--|---------------|
| Appearance | Amber liquid | | |
| Physical state | Liquid | Relative density (Water = 1) | 1.0 |
| Odour | Not Available | Partition coefficient n-octanol / water | Not Available |
| Odour threshold | Not Available | Auto-ignition temperature (°C) | Not Available |
| pH (as supplied) | Not Available | Decomposition temperature | Not Available |
| Melting point / freezing point (°C) | Not Available | Viscosity (cSt) | Not Available |
| Initial boiling point and boiling range (°C) | Not Available | Molecular weight (g/mol) | Not Available |
| Flash point (°C) | Not Available | Taste | Not Available |
| Evaporation rate | Not Available | Explosive properties | Not Available |
| Flammability | Not Available | Oxidising properties | Not Available |
| Upper Explosive Limit (%) | Not Available | Surface Tension (dyn/cm or mN/m) | Not Available |
| Lower Explosive Limit (%) | Not Available | Volatile Component (%vol) | Not Available |
| Vapour pressure (kPa) | Not Available | Gas group | Not Available |
| Solubility in water | Not Available | pH as a solution (1%) | Not Available |
| Vapour density (Air = 1) | Not Available | VOC g/L | Not Available |

SECTION 10 STABILITY AND REACTIVITY

| | |
|---|--|
| Reactivity | See section 7 |
| Chemical stability | <ul style="list-style-type: none"> ▶ Unstable in the presence of incompatible materials. ▶ Product is considered stable. ▶ Hazardous polymerisation will not occur. |
| Possibility of hazardous reactions | See section 7 |
| Conditions to avoid | See section 7 |
| Incompatible materials | See section 7 |

ERASPRAY ST PW POLYOL

Hazardous decomposition products

See section 5

SECTION 11 TOXICOLOGICAL INFORMATION

Information on toxicological effects

| | |
|---------------------|---|
| Inhaled | <p>The material can cause respiratory irritation in some persons. The body's response to such irritation can cause further lung damage. Inhalation of epoxy resin amine hardeners (including polyamines and amine adducts) may produce bronchospasm and coughing episodes lasting several days after cessation of the exposure. Even faint traces of these vapours may trigger an intense reaction in individuals showing 'amine asthma'.</p> <p>Inhalation of amine vapours may cause irritation of the mucous membrane of the nose and throat, and lung irritation with respiratory distress and cough. Swelling and inflammation of the respiratory tract is seen in serious cases; with headache, nausea, faintness and anxiety.</p> <p>Inhalation of aerosols (mists, fumes), generated by the material during the course of normal handling, may produce serious damage to the health of the individual.</p> |
| Ingestion | <p>Accidental ingestion of the material may be harmful; animal experiments indicate that ingestion of less than 150 gram may be fatal or may produce serious damage to the health of the individual.</p> <p>The material can produce chemical burns within the oral cavity and gastrointestinal tract following ingestion.</p> <p>Ingestion of amine epoxy-curing agents (hardeners) may cause severe abdominal pain, nausea, vomiting or diarrhoea. The vomitus may contain blood and mucous.</p> <p>The substance and/or its metabolites may bind to haemoglobin inhibiting normal uptake of oxygen. This condition, known as 'methaemoglobinemia', is a form of oxygen starvation (anoxia).</p> <p>Symptoms include cyanosis (a bluish discolouration skin and mucous membranes) and breathing difficulties. Symptoms may not be evident until several hours after exposure.</p> <p>At about 15% concentration of blood methaemoglobin there is observable cyanosis of the lips, nose and earlobes. Symptoms may be absent although euphoria, flushed face and headache are commonly experienced. At 25-40%, cyanosis is marked but little disability occurs other than that produced on physical exertion. At 40-60%, symptoms include weakness, dizziness, lightheadedness, increasingly severe headache, ataxia, rapid shallow respiration, drowsiness, nausea, vomiting, confusion, lethargy and stupor. Above 60% symptoms include dyspnea, respiratory depression, tachycardia or bradycardia, and convulsions. Levels exceeding 70% may be fatal.</p> <p>Amines without benzene rings when swallowed are absorbed throughout the gut. Corrosive action may cause damage throughout the gastrointestinal tract.</p> <p>Ingestion of alkaline corrosives may produce burns around the mouth, ulcerations and swellings of the mucous membranes, profuse saliva production, with an inability to speak or swallow. Both the oesophagus and stomach may experience burning pain; vomiting and diarrhoea may follow.</p> |
| Skin Contact | <p>The material can produce chemical burns following direct contact with the skin.</p> <p>Skin contact with the material may damage the health of the individual; systemic effects may result following absorption.</p> <p>Amine epoxy-curing agents (hardeners) may produce primary skin irritation and sensitisation dermatitis in predisposed individuals. Cutaneous reactions include erythema, intolerable itching and severe facial swelling.</p> <p>Volatile amine vapours produce irritation and inflammation of the skin. Direct contact can cause burns.</p> <p>Open cuts, abraded or irritated skin should not be exposed to this material</p> <p>Entry into the blood-stream, through, for example, cuts, abrasions or lesions, may produce systemic injury with harmful effects. Examine the skin prior to the use of the material and ensure that any external damage is suitably protected.</p> <p>The material can produce severe chemical burns following direct contact with the skin.</p> |
| Eye | <p>The material can produce chemical burns to the eye following direct contact. Vapours or mists may be extremely irritating.</p> <p>If applied to the eyes, this material causes severe eye damage.</p> <p>Vapours of volatile amines irritate the eyes, causing excessive secretion of tears, inflammation of the conjunctiva and slight swelling of the cornea, resulting in 'halos' around lights. This effect is temporary, lasting only for a few hours. However this condition can reduce the efficiency of undertaking skilled tasks, such as driving a car. Direct eye contact with liquid volatile amines may produce eye damage, permanent for the lighter species.</p> <p>Direct eye contact with corrosive bases can cause pain and burns. There may be swelling, epithelium destruction, clouding of the cornea and inflammation of the iris. Mild cases often resolve; severe cases can be prolonged with complications such as persistent swelling, scarring, permanent cloudiness, bulging of the eye, cataracts, eyelids glued to the eyeball and blindness.</p> |
| Chronic | <p>Repeated or prolonged exposure to corrosives may result in the erosion of teeth, inflammatory and ulcerative changes in the mouth and necrosis (rarely) of the jaw. Bronchial irritation, with cough, and frequent attacks of bronchial pneumonia may ensue.</p> <p>Long-term exposure to respiratory irritants may result in airways disease, involving difficulty breathing and related whole-body problems.</p> <p>Harmful: danger of serious damage to health by prolonged exposure if swallowed.</p> <p>This material can cause serious damage if one is exposed to it for long periods. It can be assumed that it contains a substance which can produce severe defects.</p> <p>Substance accumulation, in the human body, may occur and may cause some concern following repeated or long-term occupational exposure.</p> <p>There is some evidence that inhaling this product is more likely to cause a sensitisation reaction in some persons compared to the general population.</p> <p>There is limited evidence that, skin contact with this product is more likely to cause a sensitisation reaction in some persons compared to the general population.</p> |

| | | |
|--|--|---|
| ERASPRAY ST PW POLYOL | TOXICITY | IRRITATION |
| | Not Available | Not Available |
| bis(2-aminopropyl ether) propoxylated | TOXICITY | IRRITATION |
| | Dermal (rabbit) LD50: 250 mg/kg ^[2] | Eye (rabbit): 100 mg - SEVERE |
| | Oral (rat) LD50: 242 mg/kg ^[2] | Eye (rabbit): SEVERE *** |
| | | Eye: adverse effect observed (irreversible damage) ^[1] |
| | | Skin (rabbit): SEVERE *** |
| | Skin: adverse effect observed (corrosive) ^[1] | |

ERASPRAY ST PW POLYOL

| | | |
|--|---|-------------------------------|
| diethyltoluenediamine | TOXICITY | IRRITATION |
| | Dermal (rabbit) LD50: >700 mg/kg ^[2] | Eye (rabbit): moderate-SEVERE |
| | Oral (rat) LD50: 472 mg/kg ^[2] | |
| bis(1,2,2,6,6-pentamethyl-4-piperidyl)sebacate | TOXICITY | IRRITATION |
| | Oral (rat) LD50: 3100 mg/kg ^[2] | Not Available |
| | | |
| Legend: | 1. Value obtained from Europe ECHA Registered Substances - Acute toxicity 2. * Value obtained from manufacturer's SDS. Unless otherwise specified data extracted from RTECS - Register of Toxic Effect of chemical Substances | |

| | | | |
|--|---|-------------------------------|---|
| BIS(2-AMINOPROPYL ETHER) PROPOXYLATED | <p>Convulsions, stomach ulceration, haemorrhage, respiratory tract changes, dermatitis after systemic administration recorded. * Reichard ** Bayer Inc. Canada *** Texaco ****EpoxyLite</p> <p>Polyethers (such as ethoxylated surfactants and polyethylene glycols) are highly susceptible to being oxidized in the air. They then form complex mixtures of oxidation products.</p> <p>Animal testing reveals that whole the pure, non-oxidised surfactant is non-sensitizing, many of the oxidation products are sensitizers. The oxidization products also cause irritation.</p> | | |
| DIETHYLTOLUENEDIAMINE | Oral (rat) LD50: 470-540 mg/kg Skin (rabbit): slight | | |
| BIS(1,2,2,6,6-PENTAMETHYL-4-PIPERIDYL)SEBACATE | <p>The following information refers to contact allergens as a group and may not be specific to this product.</p> <p>Contact allergies quickly manifest themselves as contact eczema, more rarely as urticaria or Quincke's oedema. The pathogenesis of contact eczema involves a cell-mediated (T lymphocytes) immune reaction of the delayed type. Other allergic skin reactions, e.g. contact urticaria, involve antibody-mediated immune reactions. The significance of the contact allergen is not simply determined by its sensitisation potential: the distribution of the substance and the opportunities for contact with it are equally important. A weakly sensitising substance which is widely distributed can be a more important allergen than one with stronger sensitising potential with which few individuals come into contact. From a clinical point of view, substances are noteworthy if they produce an allergic test reaction in more than 1% of the persons tested.</p> | | |
| ERASPRAY ST PW POLYOL & BIS(2-AMINOPROPYL ETHER) PROPOXYLATED | <p>Asthma-like symptoms may continue for months or even years after exposure to the material ends. This may be due to a non-allergic condition known as reactive airways dysfunction syndrome (RADS) which can occur after exposure to high levels of highly irritating compound. Main criteria for diagnosing RADS include the absence of previous airways disease in a non-atopic individual, with sudden onset of persistent asthma-like symptoms within minutes to hours of a documented exposure to the irritant. Other criteria for diagnosis of RADS include a reversible airflow pattern on lung function tests, moderate to severe bronchial hyperreactivity on methacholine challenge testing, and the lack of minimal lymphocytic inflammation, without eosinophilia. RADS (or asthma) following an irritating inhalation is an infrequent disorder with rates related to the concentration of and duration of exposure to the irritating substance. On the other hand, industrial bronchitis is a disorder that occurs as a result of exposure due to high concentrations of irritating substance (often particles) and is completely reversible after exposure ceases. The disorder is characterized by difficulty breathing, cough and mucus production.</p> <p>Overexposure to most of these materials may cause adverse health effects.</p> <p>Many amine-based compounds can cause release of histamines, which, in turn, can trigger allergic and other physiological effects, including constriction of the bronchi or asthma and inflammation of the cavity of the nose. Whole-body symptoms include headache, nausea, faintness, anxiety, a decrease in blood pressure, rapid heartbeat, itching, reddening of the skin, urticaria (hives) and swelling of the face, which are usually transient.</p> <p>There are generally four routes of possible or potential exposure: inhalation, skin contact, eye contact, and swallowing.</p> <p>Inhalation: Inhaling vapours may result in moderate to severe irritation of the tissues of the nose and throat and can irritate the lungs. Higher concentrations of certain amines can produce severe respiratory irritation, characterized by discharge from the nose, coughing, difficulty in breathing and chest pain. Chronic exposure via inhalation may cause headache, nausea, vomiting, drowsiness, sore throat, inflammation of the bronchi and lungs, and possible lung damage. Repeated and/or prolonged exposure to some amines may result in liver disorders, jaundice and liver enlargement. Some amines have been shown to cause kidney, blood and central nervous system disorders in animal studies.</p> <p>While most polyurethane amine catalysts are not sensitizers, some certain individuals may also become sensitized to amines and my experience distress while breathing, including asthma-like attacks, whenever they are subsequently exposed to even very small amounts of vapours. Once sensitized, these individuals must avoid any further exposure to amines. Chronic overexposure may lead to permanent lung injury, including reduction in lung function, breathlessness, chronic inflammation of the bronchi, and immunologic lung disease.</p> <p>Products with higher vapour pressures may reach higher concentrations in the air, and this increases the likelihood of worker exposure.</p> <p>Inhalation hazards are increased when exposure to amine catalysts occurs in situations that produce aerosols, mists or heated vapours. Such situations include leaks in fitting or transfer lines. Medical conditions generally aggravated by inhalation exposure include asthma, bronchitis and emphysema.</p> <p>Skin contact: Skin contact with amine catalysts poses a number of concerns. Direct skin contact can cause moderate to severe irritation and injury, from simple redness and swelling to painful blistering, ulceration, and chemical burns. Repeated or prolonged exposure may also result in severe cumulative skin inflammation. Skin contact with some amines may result in allergic sensitization. Sensitized persons should avoid all contact with amine catalysts. Whole-body effects resulting from the absorption of the amines though skin exposure may include headaches, nausea, faintness, anxiety, decrease in blood pressure, reddening of the skin, hives, and facial swelling. These symptoms may be related to the pharmacological action of the amines, and they are usually temporary.</p> <p>Eye contact: Amine catalysts are alkaline and their vapours are irritating to the eyes, even at low concentrations. Direct contact with liquid amine may cause severe irritation and tissue injury, and the "burning" may lead to blindness. Contact with solid products may result in mechanical irritation, pain and corneal injury.</p> <p>Exposed persons may experience excessive tearing, burning, inflammation of the conjunctiva, and swelling of the cornea, which manifests as a blurred or foggy vision with a blue tint, and sometimes a halo phenomenon around lights. These symptoms are temporary and usually disappear when exposure ends. Some people may experience this effect even when exposed to concentrations that do not cause respiratory irritation.</p> <p>Ingestion: Amine catalysts have moderate to severe toxicity if swallowed. Some amines can cause severe irritation, ulcers and burns of the mouth, throat, gullet and gastrointestinal tract. Material aspirated due to vomiting can damage the bronchial tubes and the lungs. Affected people may also experience pain in the chest or abdomen, nausea, bleeding of the throat and gastrointestinal tract, diarrhea, dizziness, drowsiness, thirst, collapse of circulation, coma and even death.</p> | | |
| ERASPRAY ST PW POLYOL & DIETHYLTOLUENEDIAMINE | p-Phenylenediamine is oxidised by the liver microsomal enzymes (S9). Pure p-phenylenediamine does not cause mutations, but after it is oxidized, it does. | | |
| BIS(2-AMINOPROPYL ETHER) PROPOXYLATED & DIETHYLTOLUENEDIAMINE | The material may produce severe irritation to the eye causing pronounced inflammation. Repeated or prolonged exposure to irritants may produce conjunctivitis. | | |
| Acute Toxicity | ✓ | Carcinogenicity | ✗ |
| Skin Irritation/Corrosion | ✓ | Reproductivity | ✗ |
| Serious Eye Damage/Irritation | ✓ | STOT - Single Exposure | ✗ |

ERASPRAY ST PW POLYOL

| | | | |
|-----------------------------------|---|--------------------------|---|
| Respiratory or Skin sensitisation | ✗ | STOT - Repeated Exposure | ✓ |
| Mutagenicity | ✗ | Aspiration Hazard | ✗ |

Legend: ✗ – Data either not available or does not fill the criteria for classification
 ✓ – Data available to make classification

SECTION 12 ECOLOGICAL INFORMATION

Toxicity

| ERASPRAY ST PW POLYOL | ENDPOINT | TEST DURATION (HR) | SPECIES | VALUE | SOURCE |
|-----------------------|----------|--------------------|---------------|---------------|---------------|
| | | Not Available | Not Available | Not Available | Not Available |

| bis(2-aminopropyl ether) propoxylated | ENDPOINT | TEST DURATION (HR) | SPECIES | VALUE | SOURCE |
|---------------------------------------|----------|--------------------|-------------------------------|------------|--------|
| | LC50 | 96 | Fish | 772.14mg/L | 2 |
| | EC50 | 48 | Crustacea | 80mg/L | 2 |
| | EC50 | 72 | Algae or other aquatic plants | 2.1mg/L | 2 |
| | NOEC | 72 | Algae or other aquatic plants | 0.32mg/L | 2 |

| diethyltoluenediamine | ENDPOINT | TEST DURATION (HR) | SPECIES | VALUE | SOURCE |
|-----------------------|----------|-------------------------------|-------------------------------|--------------|--------|
| | LC50 | 96 | Fish | ca.183mg/L | 2 |
| | EC50 | 48 | Crustacea | 0.5mg/L | 2 |
| | EC50 | 96 | Algae or other aquatic plants | ca.1.157mg/L | 2 |
| | EC0 | 48 | Crustacea | 0.3mg/L | 2 |
| NOEC | 72 | Algae or other aquatic plants | ca.32mg/L | 2 | |

| bis(1,2,2,6,6-pentamethyl-4-piperidyl)sebacate | ENDPOINT | TEST DURATION (HR) | SPECIES | VALUE | SOURCE |
|--|----------|--------------------|---------|-----------|--------|
| | LC50 | 96 | Fish | =0.34mg/L | 1 |

Legend: *Extracted from 1. IUCLID Toxicity Data 2. Europe ECHA Registered Substances - Ecotoxicological Information - Aquatic Toxicity 3. EPIWIN Suite V3.12 (QSAR) - Aquatic Toxicity Data (Estimated) 4. US EPA, Ecotox database - Aquatic Toxicity Data 5. ECETOC Aquatic Hazard Assessment Data 6. NITE (Japan) - Bioconcentration Data 7. METI (Japan) - Bioconcentration Data 8. Vendor Data*

Toxic to aquatic organisms, may cause long-term adverse effects in the aquatic environment.

Do NOT allow product to come in contact with surface waters or to intertidal areas below the mean high water mark. Do not contaminate water when cleaning equipment or disposing of equipment wash-waters.

Wastes resulting from use of the product must be disposed of on site or at approved waste sites.

Phenylenediamines are not readily biodegradable via CO₂ evolution, but they are susceptible to both hydrolysis and photodegradation. These materials have been shown not to partition to water or air if released into the environment due to their low water solubility and low vapor pressure. It is unclear how phenylenediamines are eliminated from water bodies, but it is assumed that this is through processes such as oxidation reactions, adsorption, and stripping effects. It is assumed that any phenylenediamines released into the atmosphere are destroyed by photodegradation. The calculated half-life is less than 2 hours. Bioaccumulation is unlikely to occur to any significant degree. Only one study has dealt with the behaviour of phenylenediamines in soil, in respect to their soil sorption and geoaccumulation. Adsorption in soil is relatively strong at low concentrations and expandable clay minerals but weak at higher concentrations. No information is available on the sorption behaviour against organic material. The substituted p-phenylenediamines and presumably the other isomers, in general, are very toxic to aquatic organisms.

For Arylamines (Aromatic Amines):

Aquatic Fate - Arylamines, particularly aromatic amines, irreversibly bind with humic substances present in most natural waters. The estimated half-life of aromatic amines in water is approximately 100 days.

Ecotoxicity: Anilines, benzidines and toluidines are of environmental concern. Anilines and benzidines are both acutely toxic and toxic depending on the specific aquatic species (except algae). Toluidines represent a similar concern. It has been speculated that aqueous solutions of aromatic amines can be oxidized by organic radicals. The estimated half-life of aromatic amines in water is approximately 100 days.

Prevent, by any means available, spillage from entering drains or water courses.

DO NOT discharge into sewer or waterways.

Persistence and degradability

| Ingredient | Persistence: Water/Soil | Persistence: Air |
|------------|---------------------------------------|---------------------------------------|
| | No Data available for all ingredients | No Data available for all ingredients |

Bioaccumulative potential

| Ingredient | Bioaccumulation |
|------------|---------------------------------------|
| | No Data available for all ingredients |

Mobility in soil

| Ingredient | Mobility |
|------------|---------------------------------------|
| | No Data available for all ingredients |

SECTION 13 DISPOSAL CONSIDERATIONS



ERASPRAY ST PW POLYOL

Waste treatment methods

| | |
|-------------------------------------|---|
| Product / Packaging disposal | <ul style="list-style-type: none"> ▶ Containers may still present a chemical hazard/ danger when empty. ▶ Return to supplier for reuse/ recycling if possible. <p>Otherwise:</p> <ul style="list-style-type: none"> ▶ If container can not be cleaned sufficiently well to ensure that residuals do not remain or if the container cannot be used to store the same product, then puncture containers, to prevent re-use, and bury at an authorised landfill. ▶ Where possible retain label warnings and SDS and observe all notices pertaining to the product. <p>Legislation addressing waste disposal requirements may differ by country, state and/ or territory. Each user must refer to laws operating in their area. In some areas, certain wastes must be tracked.</p> <p>A Hierarchy of Controls seems to be common - the user should investigate:</p> <ul style="list-style-type: none"> ▶ Reduction ▶ Reuse ▶ Recycling ▶ Disposal (if all else fails) <p>This material may be recycled if unused, or if it has not been contaminated so as to make it unsuitable for its intended use. If it has been contaminated, it may be possible to reclaim the product by filtration, distillation or some other means. Shelf life considerations should also be applied in making decisions of this type. Note that properties of a material may change in use, and recycling or reuse may not always be appropriate.</p> <ul style="list-style-type: none"> ▶ DO NOT allow wash water from cleaning or process equipment to enter drains. ▶ It may be necessary to collect all wash water for treatment before disposal. ▶ In all cases disposal to sewer may be subject to local laws and regulations and these should be considered first. ▶ Where in doubt contact the responsible authority. ▶ Recycle wherever possible or consult manufacturer for recycling options. ▶ Consult State Land Waste Authority for disposal. ▶ Bury or incinerate residue at an approved site. ▶ Recycle containers if possible, or dispose of in an authorised landfill. |
|-------------------------------------|---|

SECTION 14 TRANSPORT INFORMATION

Labels Required

| | |
|-------------------------|---|
| |  |
| Marine Pollutant |  |
| HAZCHEM | 2X |

Land transport (ADG)

| | | | | | |
|-------------------------------------|--|--------------------|---------|------------------|----------------|
| UN number | 2735 | | | | |
| UN proper shipping name | AMINES, LIQUID, CORROSIVE, N.O.S. or POLYAMINES, LIQUID, CORROSIVE, N.O.S. (contains bis(2-aminopropyl ether) propoxylated) | | | | |
| Transport hazard class(es) | <table border="0" style="width: 100%;"> <tr> <td style="width: 150px;">Class</td> <td style="border-left: 1px dashed black;">8</td> </tr> <tr> <td>Subrisk</td> <td style="border-left: 1px dashed black;">Not Applicable</td> </tr> </table> | Class | 8 | Subrisk | Not Applicable |
| Class | 8 | | | | |
| Subrisk | Not Applicable | | | | |
| Packing group | III | | | | |
| Environmental hazard | Not Applicable | | | | |
| Special precautions for user | <table border="0" style="width: 100%;"> <tr> <td style="width: 150px;">Special provisions</td> <td style="border-left: 1px dashed black;">223 274</td> </tr> <tr> <td>Limited quantity</td> <td style="border-left: 1px dashed black;">5 L</td> </tr> </table> | Special provisions | 223 274 | Limited quantity | 5 L |
| Special provisions | 223 274 | | | | |
| Limited quantity | 5 L | | | | |

Air transport (ICAO-IATA / DGR)

| | | | | | | | | | | | |
|--|--|--------------------|---------|---------------------------------|----------------|-------------------------------|------|--|-----|--|-----|
| UN number | 2735 | | | | | | | | | | |
| UN proper shipping name | Amines, liquid, corrosive, n.o.s. * (contains bis(2-aminopropyl ether) propoxylated); Polyamines, liquid, corrosive, n.o.s. * (contains bis(2-aminopropyl ether) propoxylated) | | | | | | | | | | |
| Transport hazard class(es) | <table border="0" style="width: 100%;"> <tr> <td style="width: 150px;">ICAO/IATA Class</td> <td style="border-left: 1px dashed black;">8</td> </tr> <tr> <td>ICAO / IATA Subrisk</td> <td style="border-left: 1px dashed black;">Not Applicable</td> </tr> <tr> <td>ERG Code</td> <td style="border-left: 1px dashed black;">8L</td> </tr> </table> | ICAO/IATA Class | 8 | ICAO / IATA Subrisk | Not Applicable | ERG Code | 8L | | | | |
| ICAO/IATA Class | 8 | | | | | | | | | | |
| ICAO / IATA Subrisk | Not Applicable | | | | | | | | | | |
| ERG Code | 8L | | | | | | | | | | |
| Packing group | III | | | | | | | | | | |
| Environmental hazard | Environmentally hazardous | | | | | | | | | | |
| Special precautions for user | <table border="0" style="width: 100%;"> <tr> <td style="width: 150px;">Special provisions</td> <td style="border-left: 1px dashed black;">A3 A803</td> </tr> <tr> <td>Cargo Only Packing Instructions</td> <td style="border-left: 1px dashed black;">856</td> </tr> <tr> <td>Cargo Only Maximum Qty / Pack</td> <td style="border-left: 1px dashed black;">60 L</td> </tr> <tr> <td>Passenger and Cargo Packing Instructions</td> <td style="border-left: 1px dashed black;">852</td> </tr> <tr> <td>Passenger and Cargo Maximum Qty / Pack</td> <td style="border-left: 1px dashed black;">5 L</td> </tr> </table> | Special provisions | A3 A803 | Cargo Only Packing Instructions | 856 | Cargo Only Maximum Qty / Pack | 60 L | Passenger and Cargo Packing Instructions | 852 | Passenger and Cargo Maximum Qty / Pack | 5 L |
| Special provisions | A3 A803 | | | | | | | | | | |
| Cargo Only Packing Instructions | 856 | | | | | | | | | | |
| Cargo Only Maximum Qty / Pack | 60 L | | | | | | | | | | |
| Passenger and Cargo Packing Instructions | 852 | | | | | | | | | | |
| Passenger and Cargo Maximum Qty / Pack | 5 L | | | | | | | | | | |

ERASPRAY ST PW POLYOL

| | |
|---|------|
| Passenger and Cargo Limited Quantity Packing Instructions | Y841 |
| Passenger and Cargo Limited Maximum Qty / Pack | 1 L |

Sea transport (IMDG-Code / GGVSee)

| | | |
|------------------------------|---|----------------|
| UN number | 2735 | |
| UN proper shipping name | AMINES, LIQUID, CORROSIVE, N.O.S. or POLYAMINES, LIQUID, CORROSIVE, N.O.S. (contains bis(2-aminopropyl ether) propoxylated) | |
| Transport hazard class(es) | IMDG Class | 8 |
| | IMDG Subrisk | Not Applicable |
| Packing group | III | |
| Environmental hazard | Marine Pollutant | |
| Special precautions for user | EMS Number | F-A, S-B |
| | Special provisions | 223 274 |
| | Limited Quantities | 5 L |

Transport in bulk according to Annex II of MARPOL and the IBC code

Not Applicable

SECTION 15 REGULATORY INFORMATION

Safety, health and environmental regulations / legislation specific for the substance or mixture

BIS(2-AMINOPROPYL ETHER) PROPOXYLATED IS FOUND ON THE FOLLOWING REGULATORY LISTS

Australia Dangerous Goods Code (ADG Code) - Dangerous Goods List
 Australia Dangerous Goods Code (ADG Code) - List of Emergency Action Codes
 Australia Hazardous Chemical Information System (HCIS) - Hazardous Chemicals
 Australia Inventory of Chemical Substances (AICS)

International Air Transport Association (IATA) Dangerous Goods Regulations
 International Maritime Dangerous Goods Requirements (IMDG Code)
 United Nations Recommendations on the Transport of Dangerous Goods Model Regulations

DIETHYLTOLUENEDIAMINE IS FOUND ON THE FOLLOWING REGULATORY LISTS

Australia Dangerous Goods Code (ADG Code) - Dangerous Goods List
 Australia Dangerous Goods Code (ADG Code) - List of Emergency Action Codes
 Australia Hazardous Chemical Information System (HCIS) - Hazardous Chemicals
 Australia Inventory of Chemical Substances (AICS)
 Australia Standard for the Uniform Scheduling of Medicines and Poisons (SUSMP) - Schedule 10 / Appendix C

Chemical Footprint Project - Chemicals of High Concern List
 International Air Transport Association (IATA) Dangerous Goods Regulations
 International Maritime Dangerous Goods Requirements (IMDG Code)
 United Nations Recommendations on the Transport of Dangerous Goods Model Regulations

BIS(1,2,2,6,6-PENTAMETHYL-4-PIPERIDYL)SEBACATE IS FOUND ON THE FOLLOWING REGULATORY LISTS

Australia Dangerous Goods Code (ADG Code) - Dangerous Goods List
 Australia Dangerous Goods Code (ADG Code) - List of Emergency Action Codes
 Australia Hazardous Chemical Information System (HCIS) - Hazardous Chemicals
 Australia Inventory of Chemical Substances (AICS)

International Air Transport Association (IATA) Dangerous Goods Regulations
 International Maritime Dangerous Goods Requirements (IMDG Code)
 United Nations Recommendations on the Transport of Dangerous Goods Model Regulations

National Inventory Status

| National Inventory | Status |
|---------------------|--|
| Australia - AICS | Yes |
| Canada - DSL | Yes |
| China - IECSC | Yes |
| Korea - KECI | Yes |
| New Zealand - NZIoC | Yes |
| Philippines - PICCS | Yes |
| USA - TSCA | Yes |
| Taiwan - TCSI | Yes |
| Mexico - INSQ | Yes |
| Vietnam - NCI | Yes |
| Russia - ARIPS | Yes |
| Legend: | Yes = All CAS declared ingredients are on the inventory No = One or more of the CAS listed ingredients are not on the inventory and are not exempt from listing(see specific ingredients in brackets) |

SECTION 16 OTHER INFORMATION

| | |
|---------------|------------|
| Revision Date | 12/04/2018 |
| Initial Date | 12/04/2018 |

Other information

Classification of the preparation and its individual components has drawn on official and authoritative sources as well as independent review by the Chemwatch Classification committee using available literature references.

Continued...

ERASPRAY ST PW POLYOL

The SDS is a Hazard Communication tool and should be used to assist in the Risk Assessment. Many factors determine whether the reported Hazards are Risks in the workplace or other settings. Risks may be determined by reference to Exposures Scenarios. Scale of use, frequency of use and current or available engineering controls must be considered.

Definitions and abbreviations

PC—TWA: Permissible Concentration-Time Weighted Average
PC—STEL: Permissible Concentration-Short Term Exposure Limit
IARC: International Agency for Research on Cancer
ACGIH: American Conference of Governmental Industrial Hygienists
STEL: Short Term Exposure Limit
TEEL: Temporary Emergency Exposure Limit.
IDLH: Immediately Dangerous to Life or Health Concentrations
OSF: Odour Safety Factor
NOAEL :No Observed Adverse Effect Level
LOAEL: Lowest Observed Adverse Effect Level
TLV: Threshold Limit Value
LOD: Limit Of Detection
OTV: Odour Threshold Value
BCF: BioConcentration Factors
BEI: Biological Exposure Index